

RM-200

2U Entry Level Chassis

SPECIFICATION

Model Name

→ RM-200

Type

→ 2U Rack Mount

Mother Board Form Factor

→ ATX 12" * 9.6"

Dimension (D*W*H)

→ 568 * 443 * 88 mm

Carton Size(mm)

→ 730 * 680 * 230 mm

Drive Bays

| | |
|-----------|---|
| Ext 5.25" | 2 |
| Ext 3.5" | 1 |
| Int 3.5" | 3 |

Front I/O Ports

→ Standard

Cooling Fans

→ Standard 2 * 8 cm, 1 * 6 cm fans

Rear Panel

→ Low Profile (or) Riser compatible

Rack Mount Kit

→ Standard

Color

→ Black

Compatible Riser Cards

→ 2U Riser cards

Compatible SMPS

→ FSP400-60THA-P, SS-500ES
SS-350ES, SS-350HS

Net Weight

→ 8 KG



Special Features

→ Lockable Front Door


Front View



Rear View



Inside View



● RM-200



Prime Source Technologies Pvt. Ltd.
Web site : www.primesource.in